

Panama

Training Tour

We are committed to ensuring every new Group Leader is fully prepared to lead an EF Educational Tour with their students. Our training tour program includes online, classroom, and experiential learning components, which are facilitated by EF staff, EF Tour Directors, and Global Education Ambassadors from across the United States. The combination of a simulated tour experience and classroom learnings will provide Group Leaders with all the tools, practice, and knowledge necessary to be confident and organized when they travel with their own students.



Panama Training Tour

5 Days

Key Learnings:

- Experience international travel while considering how to navigate the airport with your group.
- Familiarize yourself with the pace of a student tour.
- Discuss safety on tour as it applies to your role as a Group Leader
- Gain a better understand of EF's worldwide presence and approach to safety
- Learn how to safely move as a large group in a major city
- Understand how to set expectations and provide structure during free time on tour
- Practice reflection exercises to connect on-tour learning with classroom lessons
- Collaborate with fellow educators and staff on EF's Learning Outcomes

Day 1 | D

Arrive in Panama City: At the airport, you will be greeted by your Tour Director and EF staff, who will remain with you for the duration of the tour. Depending on your arrival time, your hotel will likely not be ready for check-in, so you will head right into the city. If you arrive in the evening, you will head to the hotel for the night.

Welcome dinner: Become acquainted with your colleagues, experienced EF Group Leaders, and EF staff members as you enjoy a typical on-tour meal.

Day 2 | BD










Training seminar one: This collaborative session offers the opportunity to hear from EF staff and experienced Group Leaders about the on-tour experience with EF.

In a panel discussion, we will review best practices surrounding safety, group management, student engagement, and various Group Leader responsibilities on tour. You'll also learn about on-tour reflection exercises, which can be brought back to your classroom.

BioMuseo: Visit the BioMuseo, where eight "devices of wonder" help explain the origin of the Panamanian isthmus and its gigantic impact on the planet's biodiversity.

Casco Viejo: Take a tour of this historic neighborhood and explore the local shops and restaurants during your free time for lunch.

What's included:

-  Full-time Tour Director with EF staff
-  Round-trip flights on major carriers
-  Upgraded hotel accommodations
-  Comfortable motorcoach
-  Breakfast, lunch, and dinner (BLD) included as specified per day
-  Sightseeing to select attractions
-  Entrances to select attractions
-  Training seminar with EF & Experienced Group Leaders
-  25 Professional Development Hours

Not included:

- Free time activities
- Select meals (see itinerary)
- Global Travel Protection
- Tips

Panama

Training Tour

Itinerary continued

Day 3 | BL

Snorkeling excursion: In the morning, board the bus for a journey to Portobelo Bay, where you will snorkel in the turquoise Caribbean waters and get a glimpse of Panama's otherworldly marine life. Then, enjoy lunch with your group.

Walking tour of the Portobelo ruins: The historic town of Portobelo was a critical port between the 16th and 18th centuries. Explore the three main forts that supported and protected the Spanish silver and gold trade during those times and imagine the many battles that happened there.

Enjoy a free evening: After returning to Panama City, spend a free evening exploring the city and enjoying dinner with other educators.

Day 4 | BD

Training seminar two: During this session, collaborate with new and experienced Group Leaders on different ways to ensure your students have positive physical journeys while travelling, but also meaningful personal growth. Discuss a range of important pre-tour topics, such as curricular alignment, successful recruiting strategies, student-driven learning, building your travel team, and creating a global education plan.

Boating on Gatun Lake: Start the afternoon boating in the Gatun lake, an artificial lake which makes up part of the Panama canal system.

Panama Canal Miraflores Locks: Visit the Miraflores Locks Visitor Center and take an in-depth look at the Panama Canal, one of the most influential engineering projects ever undertaken and one of the seven wonders of the modern world.

Farewell dinner: Reflect on what you've learned in Panama at tonight's farewell dinner.

Day 5 | B

Your Tour Director will facilitate your transport to the airport, where you will check in for your return flight home.

*Itinerary subject to change.
Accommodations and flight details to be announced approximately 14 days prior to departure.*



"This experience has truly given me not just the tools, but also the confidence that leading a student group requires."

-Carie H.



Looking for more?



For on-demand training videos, registration for upcoming webinars, or to connect with a Global Education Ambassador one-on-one, visit eftours.com/virtual-training-program

Contact Us



855-782-2076
Training.tours@ef.com